



Page 2.32



Page 2.36



Page 2.40



Page 2.46



Page 2.47

Base Units

Base Larder



Our extended range of Base Larder units includes the addition of SoftStopp, a new lower height frame for drawer line application and a new wine larder option. The current range extends to over 80 options ex-stock.

Frame Options

- Full extension with integrated SoftStopp
- Single extension standard frame
- 2 heights Standard and Drawer Line application




Basket Options

- Wine Rack baskets
- Standard baskets in Chrome or Arena
- 250 mm, 300 mm and 400 mm width options



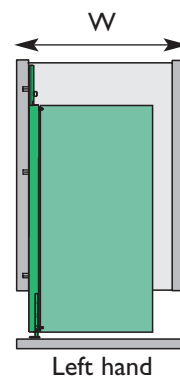
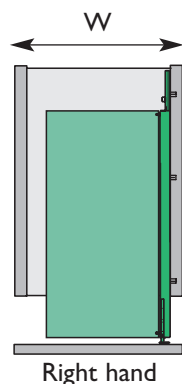
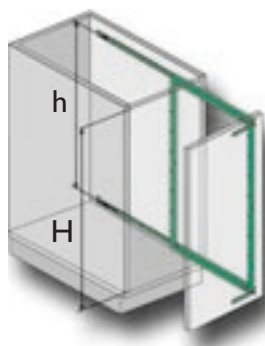
Angled Units

- Available in full extension with integrated SoftStop
- Choice of chrome or arena baskets
- 300 mm width cabinets



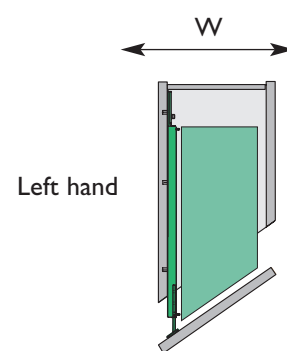
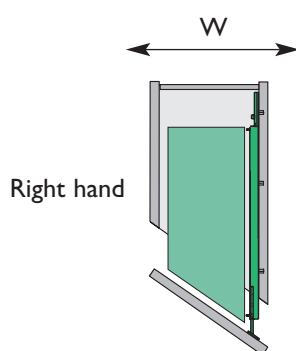
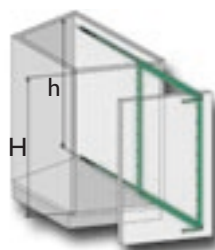
Base Units

Base Larder - Technical



Base Larder Unit

		Standard height	Drawer line height
W = Inside cabinet width		Basket width + 33 mm	Basket width + 33 mm
D = Inside cabinet depth		min 500 mm	min 500 mm
H = Inside cabinet height		min 680 mm	min 510 mm
h = hole centres		619 mm	449 mm
Door height		715 mm	570 mm
Basket width	250mm Unit	160mm	160mm
	300mm Unit	210mm	210mm
	400mm Unit	320mm	320mm



45 Degree Base Larder Unit

W = Inside cabinet width		min 243 mm
D = Inside cabinet depth		min 500 mm
H = Inside cabinet height		min 680 mm
h = hole centres		619 mm
Door height and width		715 mm x 395 mm

Base Larder - Order Codes

Full extension SoftStopp

Unit	Frame Fixing	Basket	250mm Cabinet	300mm Cabinet	400mm Cabinet
Standard	Right	Chrome	KLBS250RC	KLBS300RC	KLBS400RC
	Left	Chrome	KLBS250LC	KLBS300LC	KLBS400LC
	Right	Arena	KLBS250RA	KLBS300RA	KLBS400RA
	Left	Arena	KLBS250LA	KLBS300LA	KLBS400LA
Drawer Line	Right	Chrome	KLBS250DRC	KLBS300DRC	KLBS400DRC
	Left	Chrome	KLBS250DLC	KLBS300DLC	KLBS400DLC
	Right	Arena	KLBS250DRA	KLBS300DRA	KLBS400DRA
	Left	Arena	KLBS250DLA	KLBS300DLA	KLBS400DLA
Wine Larder	Right	Chrome		KLAS300WR	
	Left	Chrome		KLAS300WL	
45 Degree	Right	Chrome		KLAS300RC	
	Left	Chrome		KLAS300LC	
	Right	Arena		KLAS300RA	
	Left	Arena		KLAS300LA	

Full extension

Unit	Frame Fixing	Basket	250mm Cabinet	300mm Cabinet	400mm Cabinet
Standard	Right	Chrome	KLBF250RC	KLBF300RC	KLBF400RC
	Left	Chrome	KLBF250LC	KLBF300LC	KLBF400LC
	Right	Arena	KLBF250RA	KLBF300RA	KLBF400RA
	Left	Arena	KLBF250LA	KLBF300LA	KLBF400LA
45 Degree	Right	Chrome		KLAF300RC	
	Left	Chrome		KLAF300LC	
	Right	Arena		KLAF300RA	
	Left	Arena		KLAF300LA	

Single extension

Unit	Frame Fixing	Basket	250mm Cabinet	300mm Cabinet	400mm Cabinet
Standard	Right	Chrome	KLB250RC	KLB300RC	KLB400RC
	Left	Chrome	KLB250LC	KLB300LC	KLB400LC
	Right	Arena	KLB250RA	KLB300RA	KLB400RA
	Left	Arena	KLB250LA	KLB300LA	KLB400LA
45 Degree	Right	Chrome		KLA300RC	
	Left	Chrome		KLA300LC	
	Right	Arena		KLA300RA	
	Left	Arena		KLA300LA	

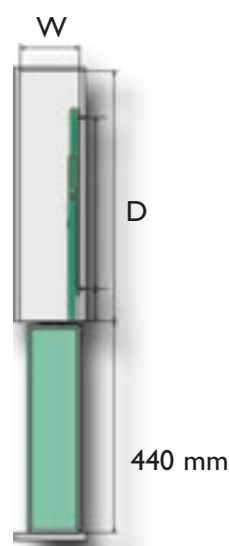
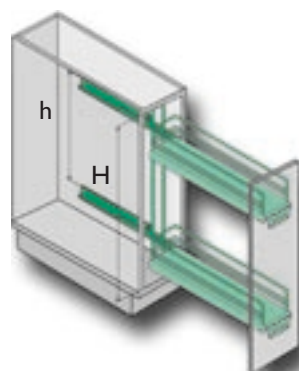
Base Units

150 mm Bottle Pull-out



Bottle Pull Out

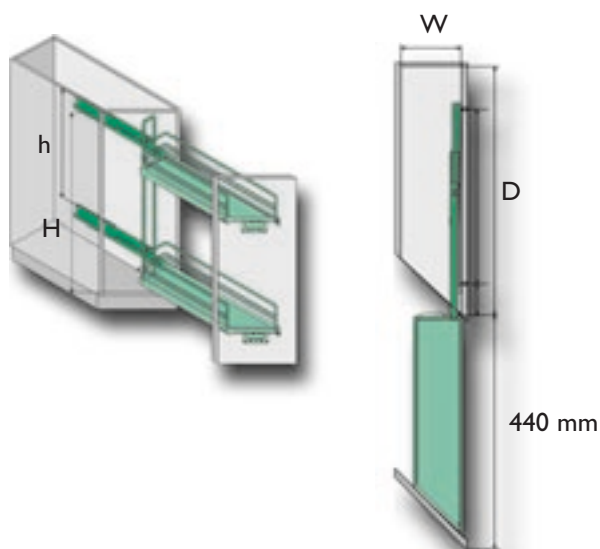
- Full Extension
- SoftStopp as standard
- 3 way front adjustment
- 150 mm wide cabinets
- Door size 145 mm W x 715 mm H



Bottle Pull Out for 150 mm Units

W = Inside cabinet width	min. 112 mm
D = Inside cabinet depth	min. 481 mm
H = Inside cabinet height	min. 580 mm
h = Hole centres	380 mm
Max. load capacity	12 kg
Extension system	Full extension
Art. no.	K5297C

45° Bottle Pull-out



- 45° Bottle Pull-out
- Full Extension
- SoftStopp as standard
- 3 way front adjustment
- 150 mm wide cabinets
- Door size 185 mm W x 715 mm H

Bottle Pull Out for 45 Degree Units

W = Inside cabinet width	min. 112 mm
D = Inside cabinet depth	min. 495 mm
H = Inside cabinet height	min. 580 mm
h = Hole centres	380 mm
Max. load capacity	12 kg
Extension system	Full extension
Art. no.	Left / Right hand
K5291C	Left
K5292C	Right



Cross Dividers for bottle Pull-Outs

Art. Nr.	K5293C
----------	--------

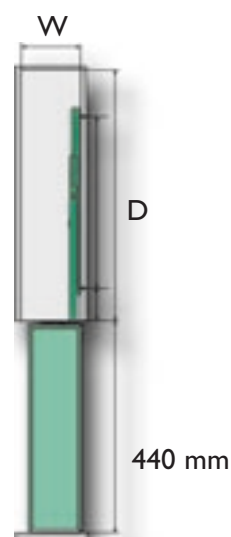
Base Units

Towel Rail Pull-out



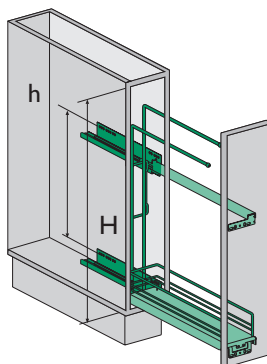
Towel Rail Pull-Out

- Full Extension
- SoftStopp as standard
- 3 way front adjustment
- 150 mm wide cabinets
- Door size 145 mm W x 715 mm H



Towel Rail Pull Out

W = Inside cabinet width	min. 112 mm
D = Inside cabinet depth	min. 481 mm
H = Inside cabinet height	min. 580 mm
h = Hole centres	380 mm
Max. load capacity	12 kg
Extension system	Full extension
Art. no.	K5399C

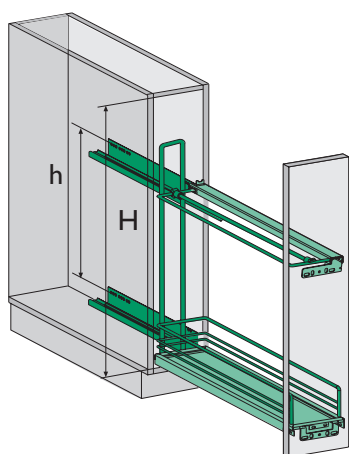


Baking Tray Pull-out



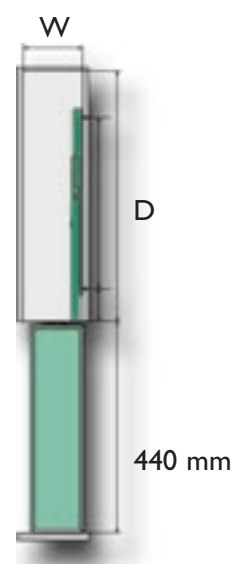
Baking Tray Pull-Out

- Full Extension
- SoftStopp as standard
- 3 way front adjustment
- 150 mm wide cabinets
- Door size 145 mm W x 715 mm H



Baking Tray Pull Out for 150 mm Units

W = Inside cabinet width	min. 112 mm
D = Inside cabinet depth	min. 481 mm
H = Inside cabinet height	min. 580 mm
h = Hole centres	380 mm
Max. load capacity	12 kg
Extension system	Full extension
Art. no.	K5400C



Base Units

Pull Out Chrome Baskets



Chrome Baskets

Cabinet width	Installation width incl. runners	Min. internal depth	Connect to drawer front
500 mm	464 / 470 mm	503 mm	K8644C
600 mm	564 / 570 mm	503 mm	K8645C
Cabinet width	Installation width incl. runners	Min. internal depth	For hinged door
450 mm	414 / 420 mm	503 mm	K8650C
500 mm	464 / 470 mm	503 mm	K8651C
600 mm	564 / 570 mm	503 mm	K8652C
Spacer for use with hinged doors		K8756C	
Full extension runner		B560H500	
Single extension runner		B550H500	
Full extension Blumotion		B560H500B	

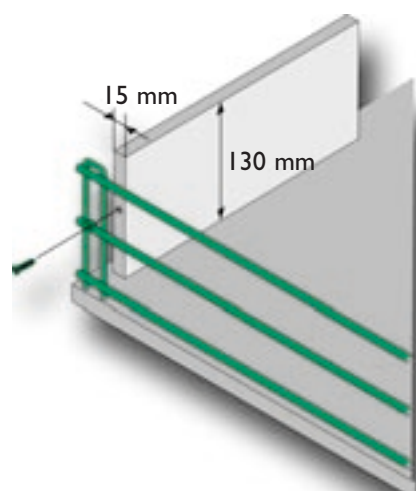
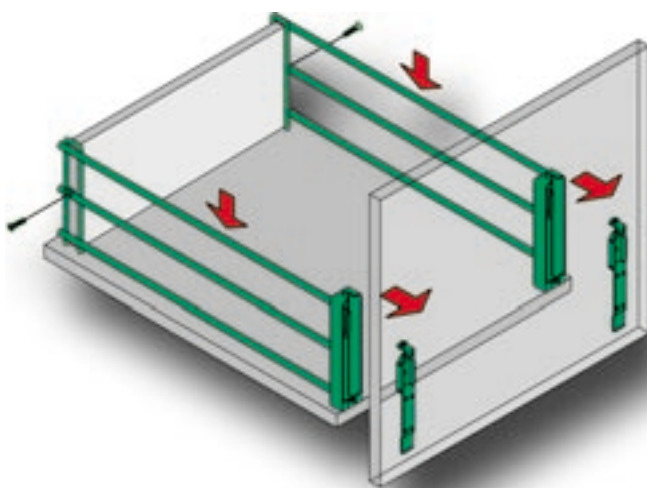
High quality chrome baskets with an integrated superior runner. Available as independent baskets behind the door or connected to a drawer front. Suitable for 450, 500 and 600 mm cabinets.

Chrome Pot Drawer Side



Chrome Pot Drawer Side

Left	K8510C
Right	K8511C



Base Units

Pull Out Baskets for Hinged Door



Internal Pull Out Baskets including Blum roller runners and door protection clip

Pull Out Baskets for Hinged Door

Art. no.	Basket height	Cabinet width	Inside cabinet width	Spacer
K7460S	100 mm	400 mm	367 mm	12 mm
K7461S	100 mm	500 mm	467 mm	12 mm
K7462S	100 mm	600 mm	567 mm	12 mm

Note: Only available for 15 mm gables



Dimensions

Art. no.	Width x Depth x Height
K7460S	345 x 500 x 100 mm
K7461S	445 x 500 x 100 mm
K7462S	545 x 500 x 100 mm

Wicker Baskets



Wicker Baskets

An ideal accessory for all traditional kitchens. All Wicker baskets come complete with solid beech slides. Wicker baskets are available for 400, 500 and 600 mm units.



Wicker Baskets with no Runners

Are an alternative option for use behind the door or in open shelves. They can also be used in bedroom furniture.

Pull Out Baskets - Wicker Baskets

Art. no.	Width x Depth x Height	Cabinet width	Gable
CO60020	320 x 450 x 205 mm	400 mm	15 mm
CO60022	420 x 450 x 205 mm	500 mm	15 mm
CO60024	520 x 450 x 205 mm	600 mm	15 mm
CO60055	320 x 450 x 205 mm	400 mm	18 mm
CO60056	420 x 450 x 205 mm	500 mm	18 mm
CO60057	520 x 450 x 205 mm	600 mm	18 mm

Pull Out Baskets - Wicker Baskets - No Runners

Art. no.	Width x Depth x Height	Unit size
CO60043	340 x 450 x 205 mm	400 mm
CO60044	440 x 450 x 205 mm	500 mm
CO60045	540 x 450 x 205 mm	600 mm

Base Units

Pull Out Chrome Grill



Pull Out Grill for installation between Cabinets


The Pull Out Grill has securing rails front and back to keep pots and pans in place.

- Fixing width 600 mm,
- Load capacity 15 kg

Pull Out Chrome Grill

Art. no.

K6352C



Lockable Pull Out Detergent Basket for Child Protection

Lockable Detergent Basket

Art. no.	Width x Depth x Height
K5150C	202 x 432 x 440 mm
To be fitted left or right of unit	



Pull Out for Sink Units

Art. no.	Width x Depth x Height
K5139C	217 x 470 x 420 mm
Including runners to be used left or right hand side of the unit	



Chrome Towel Rail

Art. no.	Width x Depth x Height
K5050C	102 x 495 mm
Swivel Towel rail for left hand, right hand or top fixing	



Base Units

TopFlex Pull-Out Table



TopFlex Pull-Out Table

The TopFlex Pull-Out Table offers extra temporary workspace up to 900 mm wide. The super smooth running action is a feature of TopFlex as well as the 15 kg load capacity.



Top Flex Table	
Cabinet Widths	450 - 900 mm
Min Cabinet Depth	500 mm
Max load	15 kg
Extended length	810 mm
Min drawer front height	140 mm
Art. Nr.	K5123


Chrome Storage Shelves



Streamlined metal racks, available in a range of sizes, gleaming softly behind glass or eye-catching in open units.




The rack support brackets are designed for 15 and 18 mm cabinet gables. Each rack comes complete with 4 support brackets, 4 x Spax screws and 4 x Euro screws in the event that the cabinet is pre-drilled.



Chrome Storage Racks

Cabinet Width	Cabinet Depth	Rack Dimensions	Art Nr.
500 mm	270 mm	457 x 260 mm	K6159C
600 mm	270 mm	557 x 260 mm	K6160C
900 mm	270 mm	857 x 260 mm	K6162C
1000 mm	270 mm	957 x 260 mm	K6163C
500 mm	500 mm	457 x 490 mm	K6173C
600 mm	500 mm	557 x 490 mm	K6174C
900 mm	500 mm	857 x 490 mm	K6176C
1000 mm	500 mm	957 x 490 mm	K6177C
Other sizes available by special order			



Base units

Ironing Board



Concealed Ironing Board

The Concealed Ironing Board is a practical addition to any kitchen or utility room. When not in use it simply folds away behind the drawer front.



Ironing Board

Internal depth	min 510 mm
Internal width	370 - 470 mm
Front height	min 120 mm
Art No	6306CR